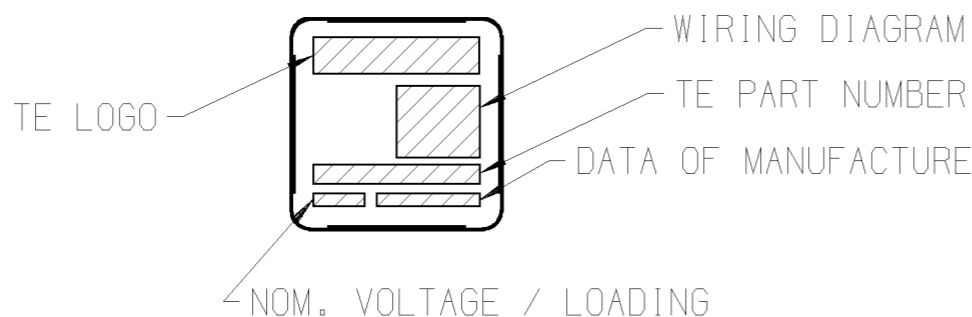
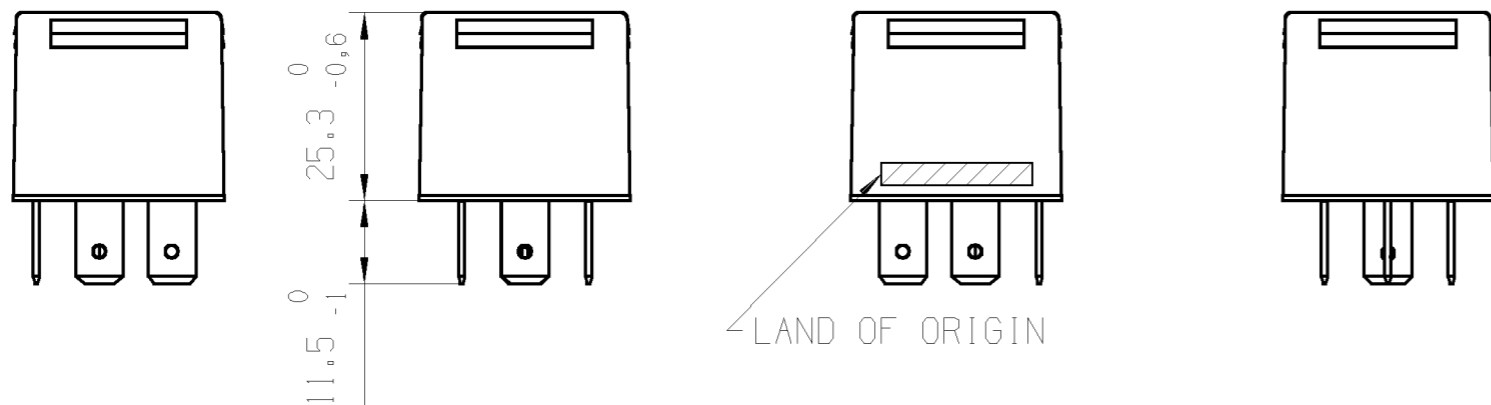
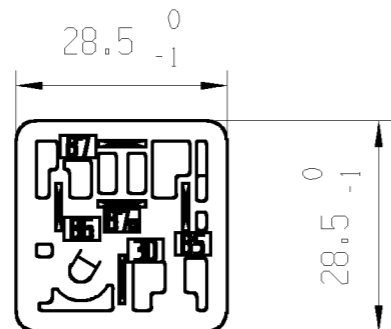


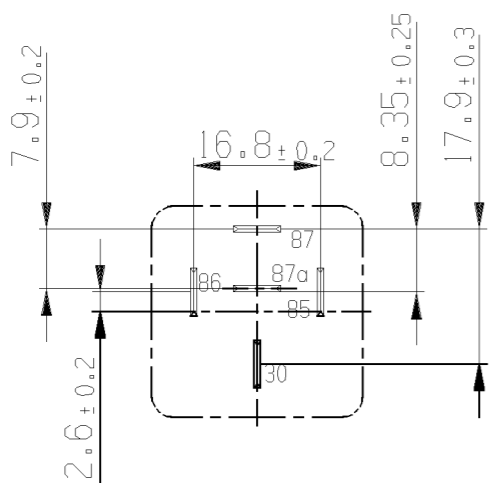
BLADE TERMINAL DIN 46 244-A6,3-0,8-CuZn TIN PLATED
 CUT EDGES WITHOUT TIN PLATING ALLOWED

DEGREE OF PROTECTION ACC. TO IEC529 = DIN 40 050 Teil 9

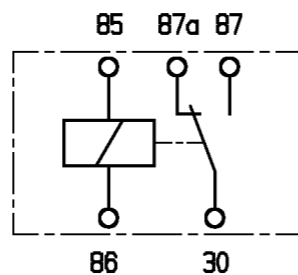
TERMINALS IP 20
 HOUSING IP 54
 IN CONNECTION WITH A CONNECTOR HOUSING
 MOUNTING POSITION: TERMINALS SHALL POINT DOWNWARDS
 FOR ALL OTHER POSITIONS PROTECTION GROUP IP 20 IS VALID



TERMINAL CONFIGURATION



WIRING DIAGRAM



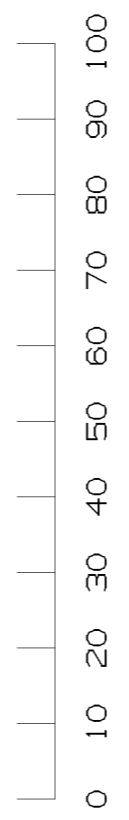
PART	MATERIAL	COLOUR
HOUSING	PA 66 GF 30±10 [%]	BLACK
BASE PLATE	PA 66 GF 30±10 [%]	NATURE

OBSOLETE BOSCH P/N	TE P/N	REV	PART NUMBER	CUSTOMER P/N	CODE NO
0 332 209 211	1904025-6		V23234-A0004-X055		
	1-1904025-6				
	2-1904025-6				
	3-1904025-6				
4-1904025-6					
PROPRIETARY THE REPRODUCTION, TRANSMISSION OR USE OF THIS DOCUMENT OR IT'S CONTENTS IS NOT PERMITTED WITHOUT EXPRESSED WRITTEN AUTHORITY. OFFENDERS WILL BE LIABLE FOR ALL DAMAGES. ALL RIGHTS, INCLUDING RIGHTS CREATED BY REGISTERED PATENT(S) GRANTED FOR A UTILITY MODEL OR DESIGN, ARE RESERVED.			CHANGES TO THIS DRAWING MUST BE DONE ONLY IN CAD		PAPER SIZE A3
APPLICABLE SPEC.:			FINISH		
			DIMENSIONS APPLY		PLATING
			TOLERANCE UNLESS SPECIFIED OTHERWISE DIMENSIONS IN MM	SCALE 1:1	WEIGHT Ca. 34g
			PART NAME		
			MINI RELAY B CHANGEOVER / 24V		
			PART NO.		SHT.
			V23234-A0004-X055		1 OF 2
REV. CHANGE ORDER DATE APP.			CUSTOMER DRAWING		



Nominal voltage (load and excitation circuit)	24 V
Permissible operating voltage	16...32 V
Permissible ambient temperature	-40...85 ° C
Response voltage (at 20 ° C)	≤ 16 V
Release voltage (at 20 ° C)	3.0...10.5 V
Response time	≤ 15 ms
Release time	≤ 15 ms
Contact material	Silver based
Equivalent coil resistance at terminal 85-86	255± 15Ω
Changeover contact:	
Voltage drop at blade terminals at a measuring current of 10± 0.5A	
Normally Open Contact, Terminal 30-87 in new condition	Typically ≤50mV, Max. 300mV
After life test	Typically ≤100mV, Max. 300mV
Normally Closed Contact, Terminal 30-87a in new condition	Typically ≤50mV, Max. 300mV
After life test	Typically ≤150mV, Max. 300mV

ELECTRICAL ENDURANCE	
Resistive Load 20A on NO	≥ 250.000 cycles
Resistive Load 10A on NC	≥ 250.000 cycles



PROPRIETARY THE REPRODUCTION, TRANSMISSION OR USE OF THIS DOCUMENT OR IT'S CONTENTS IS NOT PERMITTED WITHOUT EXPRESSED WRITTEN AUTHORITY. OFFENDERS WILL BE LIABLE FOR ALL DAMAGES. ALL RIGHTS, INCLUDING RIGHTS CREATED BY REGISTERED PATENT(S) GRANTED FOR A UTILITY MODEL OR DESIGN, ARE RESERVED.				CHANGES TO THIS DRAWING MUST BE DONE ONLY IN CAD		PAPER SIZE A3	
APPLICABLE SPEC. #				FINISH			
TOLERANCE UNLESS SPECIFIED OTHERWISE				DIMENSIONS IN MM		SCALE 1:1 WEIGHT Ca. 34g	
DATE NAME DWN. 2006-06-05 P. Tomas				PART NAME MINI RELAY B CHANGEOVER / 24V			
B1 ECO-14-008934 12JUN2014 LSand APP.				B ECO-12-015770 30AUG2012 A.P. REV.			
A3 INITIAL VERSION 2007-10-15 P.Tom LOCATION PE EVORA				A2 -- 2007-02-12 --			
A1 -- 2007-01-31 --				A -- 2006-09-25 --			
REV. CHANGE ORDER DATE APP.						PART NO. V23234-A0004-X055	
CUSTOMER DRAWING						SHT. 2 OF 2	

Mouser Electronics

Authorized Distributor

Click to View Pricing, Inventory, Delivery & Lifecycle Information:

[TE Connectivity:](#)

[0 332 209 211](#)