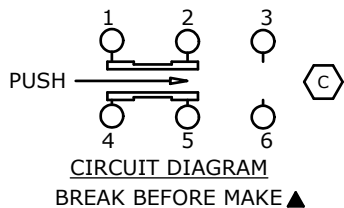


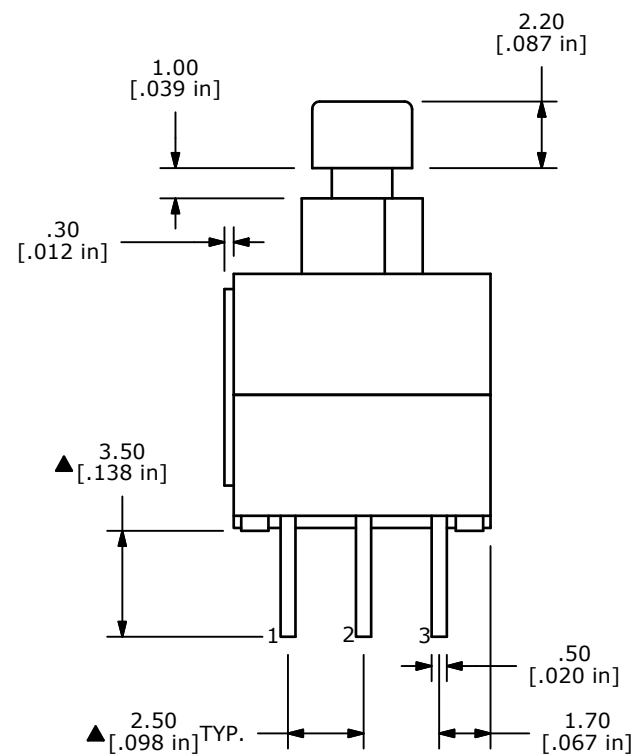
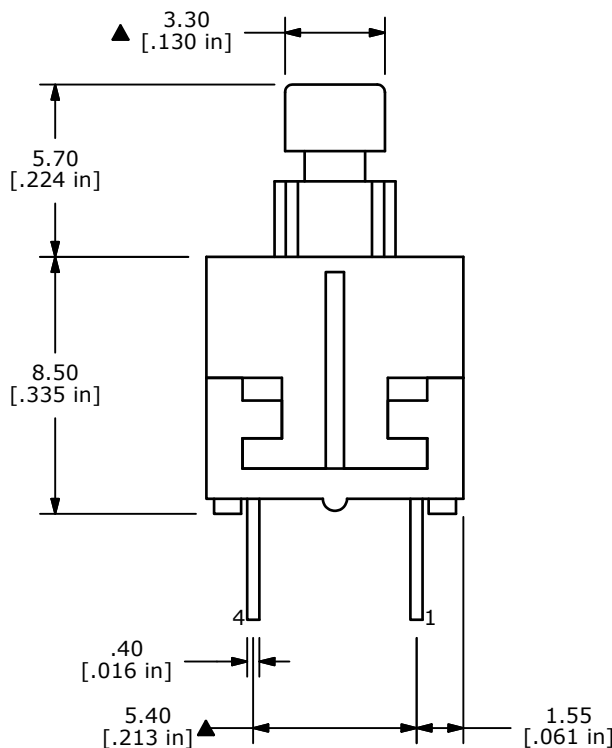
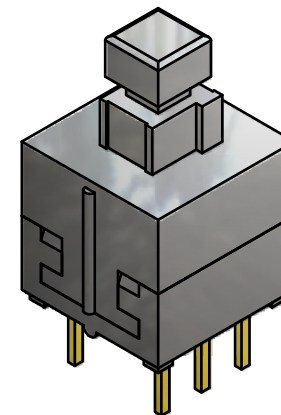
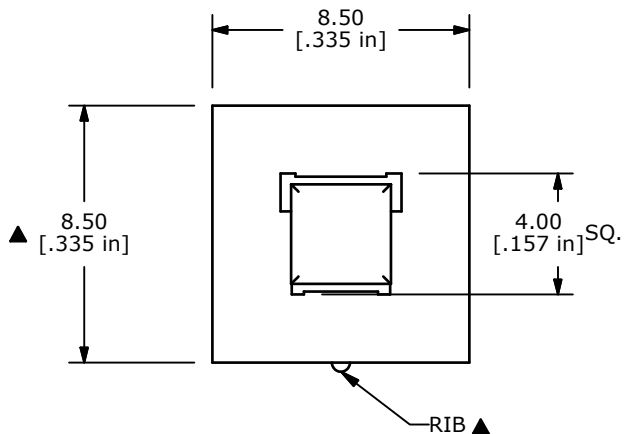
SWITCH FUNCTION	
POS. 1	POS. 2
ON	(ON)
2-1, 5-4	2-3, 5-6

(ON)=MOMENTARY



NOTES:

1. ALL DIMENSIONS IN MM [INCH]
2. GENERAL TOLERANCE: X.X±0.4
X.XX±0.25
3. TERMINAL NUMBERS FOR REF. ONLY
- ▲ 4. RATING: 0.1A @ 30VDC
5. TRAVEL: 2.50±0.38mm
6. OPERATING FORCE: 220±50gf
7. ELECTRICAL LIFE: 10,000 CYCLES
8. ▲ DENOTES CRITICAL PARAMETER
9. 2002/95/EC (ROHS) COMPLIANT
- ▲ 10. SWITCH TO HAVE AUDIO/TACTILE RESPONSE WHEN ACTUATED.



REV	PCR NO	DESCRIPTION	DATE	BY
C	19697	UPDATE CIRCUIT DIAGRAM	2/21/11	BGL
B	18031	Redrawn and force changed from 180	3/19/08	rc

TITLE TL2201OAYAW/CLICK				
SCALE 2:1	DATE 3/19/2008	DR rc	DWG P010364	REV C

THE INFORMATION CONTAINED IN THIS DOCUMENT IS PROPRIETARY TO E-SWITCH AND IS NOT TO BE COPIED OR TRANSFERRED

Mouser Electronics

Authorized Distributor

Click to View Pricing, Inventory, Delivery & Lifecycle Information:

[E-Switch:](#)

[TL2201OAYA](#)