




SERIES TL 2201 SWITCHES

PUSHBUTTON SWITCHES - SUB MINIATURE



SPECIFICATIONS

| | |
|------------------------|----------------------|
| Contact Rating: | 100mA@30 VDC |
| Life Expectancy: | 10,000 cycles |
| Contact Resistance: | 100mΩ max. |
| Insulation Resistance: | 100MΩ min. |
| Dielectric Strength: | 500 VAC |
| Actuation Force: | See individual model |
| Travel: | See individual model |

MATERIALS

| | |
|---------------|-------------------------------|
| Housing: | PBT |
| Actuator: | Acetal |
| Cover: | Acetal |
| Contacts: | Silver plated phosphor bronze |
| Terminals: | Silver plated copper alloy |
| Spring: | Stainless steel |
| Latching Pin: | Stainless steel |

FEATURES & BENEFITS

- ▶ Momentary & latching designs
- ▶ Long travel

APPLICATIONS/MARKETS

- ▶ Telecommunications
- ▶ Networking
- ▶ Computers/servers
- ▶ Performance audio
- ▶ Instrumentation
- ▶ Low power on/off designs
- ▶ External hard drives and modems



HOW TO ORDER

| SERIES | MODEL NO. | MECHANICAL CONFIGURATION | ACTUATOR ("L" Dimension) | TERMINATION | CAP (Where Avail.) | CAP COLOR |
|--------|----------------------------|---------------------------------|--------------------------|---------------|--------------------|-----------|
| TL | 2230 2285 | EE = Latching OA = Momentary | (None) = Std. | (None) = Std. | See Cap Section | |
| TL | 2201 = DPDT 4201 = 4PDT | EE = Latching OA = Momentary | X Y Z | A B | See Cap Section | |
| | 2202* 2203 | EE = Latching OA = Momentary | | | | |



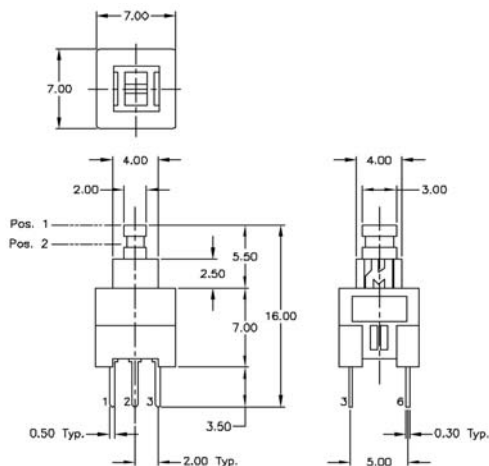
Example Ordering Number

TL-2201-EE-Y-B-.09-BLK

*Note: TL 2202 is an MBB (shorting) version.

Specifications subject to change without notice.

TL 2230





SERIES TL 2201 SWITCHES

PUSHBUTTON SWITCHES - SUB MINIATURE

TACT SWITCHES

NAVIGATION SWITCHES

PUSHBUTTON SWITCHES

TOGGLE SWITCHES

ROCKER SWITCHES

SLIDE SWITCHES

SNAP-ACTION SWITCHES

DIP SWITCHES

KEYLOCK SWITCHES

ROTARY SWITCHES

DETECTOR SWITCHES

CAP OPTIONS

TL 2285



SCHEMATIC

P.C. MOUNTING

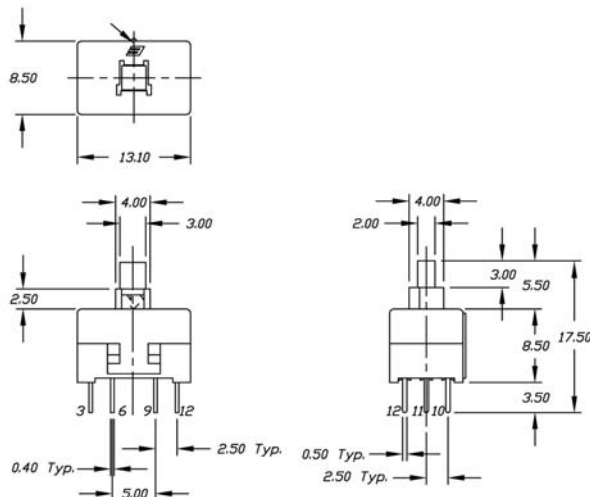
TL 2201



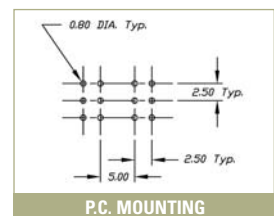
SCHEMATIC

P.C. MOUNTING

TL 4201

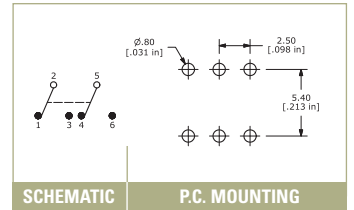


SCHEMATIC

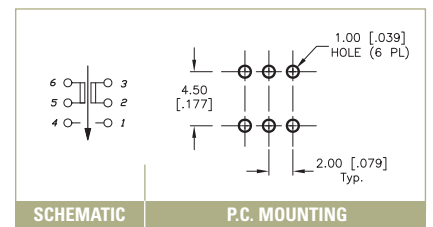


P.C. MOUNTING

TL 2202



TL 2203



ACTUATOR OPTIONS – TL 2201 & TL 4201

X



See Cap Section

Y



See Cap Section

Z



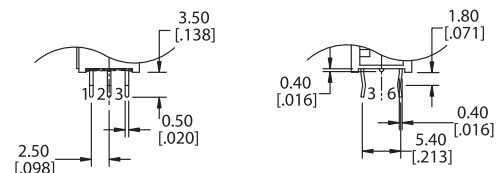
See Cap Section

TERMINATION OPTIONS – TL 2201 & TL 4201

A



B



Mouser Electronics

Authorized Distributor

Click to View Pricing, Inventory, Delivery & Lifecycle Information:

E-Switch:

[TL2230EEF100](#) [TL2201EEZB](#) [TL2201EEYA](#) [TL2201EEZA](#) [TL2230EEF200Q](#) [TL2230EEF140](#) [TL2201EEYB](#)
[TL2201EEYB5JWHT](#) [TL2201EEZA1RBLK](#) [TL2201EEZB1CBLK](#) [TL2201EEXA](#) [TL2201EEXB](#) [TL2201EEYB.094GRY](#)
[TL2230OAF1401CBLK](#) [TL2230OAF100](#) [TL2203OA](#) [TL2230OAF1401DBLK](#) [TL2230EEF230](#) [TL2201EEZA1CWHT](#)
[TL2203EE**](#)